

General Purpose AC/DC EMI Filter with High Attenuation Performance



- Rated currents from 1 to 30 A
- High performance filter attenuation
- High differential-mode attenuation
- Optional medical versions (B type)
- Optional safety versions (A type)
- Optional enhanced performance versions
- Optional overvoltage protection (Z type)



Performance indicators

Attenuation performance



Rated current [A]



Approvals & Compliances



Features and benefits

- FN 2030 filters are designed for easy and fast chassis mounting
- FN 2030 B versions without capacitors to earth comply to 1MOP for ME (medical equipment) acc. IEC 60601-1
- FN 2030 A versions with low capacitance to earth for safety critical applications with a requirement for low leakage currents
- FN 2030 filters offer an optimized filter range for high performance AC and DC applications, in same compact size (M, N1 types)
- All filters provide an exceptional conducted attenuation performance, based on chokes with high permeable core material and excellent thermal behavior
- The higher inductivity versus amperage offers increased attenuation performance with same form factor compared to FN 2010 and FN 2020 filter series
- All FN 2030 filters can be delivered with optional surge pulse protection (Z type).
- Various terminal options allow you to select the desired connection style

Technical specifications

| | |
|--|---|
| Rated voltage* | 250 VAC, 50/60 Hz; 250 VDC |
| Operating frequency | DC to 400 Hz |
| Rated currents | 1 to 30 A @ 40°C max. |
| High potential test voltage | P → PE 2000 VAC for 2 sec (equiv. cap <88 nF) P → PE 2550 VDC for 2 sec (equiv. cap >88 nF) P → PE 2500 VAC for 2 sec (B types) P → N 1100 VDC for 2 sec |
| Temperature range (operation and storage) | -25°C to +100°C (25/100/21)** |
| Certified to | UL 1283, CSA 22.2 No. 8 1986, IEC/EN 60939 (applies to AC and DC applications) |
| Flammability corresponding to | Terminal plastic for -06/-08 version: UL 94 V-0 Laces for -07 version: UL 94 VW-1 Grommet for -07 version: UL 94 V-0 |
| Overvoltage category | II acc. IEC 60664-1 |
| Pollution degree | 2 acc. IEC 60664-1 |
| Altitude | 2000m (above derating applies)** |
| MTBF @ 40°C/230 V (Mil-HB-217F) | 2,200,000 hours (1 to 10 A types) 1,200,000 hours (12 to 30 A types) |
| Surge pulse protection (Z type) | Helps compliance to IEC61000-4-5 (Differential Mode only) |

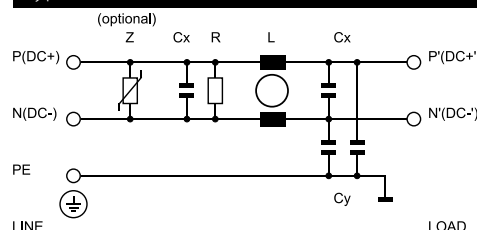
* maximum RMS operating voltage at rated frequency or the maximum DC operating voltage

** for dedicated requests exceeding this specification (e.g. -40 °C or higher altitude) please contact your local Schaffner Sales office












































Typical application

- Electrical and electronic equipment
- Consumer goods
- Household equipment
- Medical equipment
- Electronic data processing equipment
- Office automation and datacom equipment
- Various noisy applications requiring high filter performance

Typical electrical schematic



Filter selection table

| Filter* | Buy | Rated current @ 40°C (25°C) | Leakage current** @ 250 VAC/50 Hz (@ 120 VAC/60 Hz) | Power Loss @25°C/DC | Inductance*** L | Capacitance*** | | Resistance*** R | Input/Output connections | | | Weight [g] |
|-----------------------------|---|--------------------------------|---|------------------------|--------------------|----------------|------|--------------------|---|---|---|---------------|
| | | | | | | Cx | Cy | | -06 | -07 | -08 | |
| | | [A] | [mA] | [W] | [mH] | [μF] | [nF] | [kΩ] |  |  |  | |
| FN2030-1-.. |  | 1 (1.1) | 0.31 (0.18) | 0.9 | 20 | 0.22 | 2.2 | 1000 | -06 | -07 | | 58 |
| FN2030-3-.. |  | 3 (3.4) | 0.47 (0.27) | 2.2 | 14 | 0.33 | 3.3 | 1000 | -06 | -07 | | 87 |
| FN2030-4-.. |  | 4 (4.5) | 0.47 (0.27) | 2.9 | 14 | 0.33 | 3.3 | 1000 | -06 | -07 | | 92 |
| FN2030-6-.. |  | 6 (6.7) | 0.66 (0.38) | 3.2 | 8 | 0.47 | 4.7 | 680 | -06 | -07 | | 100 |
| FN2030-8-.. |  | 8 (8.9) | 0.66 (0.38) | 3.1 | 8 | 0.47 | 4.7 | 680 | -06 | -07 | | 170 |
| FN2030-10-.. |  | 10 (11.2) | 0.66 (0.38) | 5.3 | 8 | 0.47 | 4.7 | 680 | -06 | -07 | | 196 |
| FN2030-12-.. |  | 12 (13.4) | 0.79 (0.45) | 7.6 | 4 | 1.0 | 10 | 330 | -06 | -07 | | 185 |
| FN2030-16-.. |  | 16 (17.9) | 0.79 (0.45) | 6.1 | 4 | 1.0 | 10 | 330 | -06 | -07 | -08 | 225 |
| FN2030-20-.. |  | 20 (22.4) | 0.79 (0.45) | 4.6 | 4 | 1.0 | 10 | 330 | -06 | | -08 | 285 |
| FN2030-30-08 |  | 30 (33.5) | 0.79 (0.45) | 6.0 | 2 | 1.0 | 10 | 330 | | | -08 | 326 |
| FN2030A-1-.. | | | | | | | | | | | | |
| FN2030A-1-.. |  | 1 (1.1) | 0.07 (0.04) | 0.9 | 20 | 0.22 | 0.47 | 1000 | -06 | -07 | | 58 |
| FN2030A-3-.. |  | 3 (3.4) | 0.07 (0.04) | 2.2 | 14 | 0.33 | 0.47 | 1000 | -06 | -07 | | 87 |
| FN2030A-4-.. |  | 4 (4.5) | 0.07 (0.04) | 2.9 | 14 | 0.33 | 0.47 | 1000 | -06 | -07 | | 92 |
| FN2030A-6-.. |  | 6 (6.7) | 0.07 (0.04) | 3.2 | 8 | 0.47 | 0.47 | 680 | -06 | -07 | | 100 |
| FN2030A-8-.. |  | 8 (8.9) | 0.07 (0.04) | 3.1 | 8 | 0.47 | 0.47 | 680 | -06 | -07 | | 170 |
| FN2030A-10-.. |  | 10 (11.2) | 0.07 (0.04) | 5.3 | 8 | 0.47 | 0.47 | 680 | -06 | -07 | | 196 |
| FN2030A-12-.. |  | 12 (13.4) | 0.07 (0.04) | 7.6 | 4 | 1.0 | 0.47 | 330 | -06 | -07 | | 185 |
| FN2030A-16-.. |  | 16 (17.9) | 0.07 (0.04) | 6.1 | 4 | 1.0 | 0.47 | 330 | -06 | -07 | -08 | 225 |
| FN2030A-20-.. |  | 20 (22.4) | 0.07 (0.04) | 4.6 | 4 | 1.0 | 0.47 | 330 | -06 | | -08 | 285 |
| FN2030A-30-08 |  | 30 (33.5) | 0.07 (0.04) | 6.0 | 2 | 1.0 | 0.47 | 330 | | | -08 | 326 |
| FN2030B-1-.. | | | | | | | | | | | | |
| FN2030B-1-.. |  | 1 (1.1) | 0.00 | 0.9 | 20 | 0.22 | | 1000 | -06 | -07 | | 58 |
| FN2030B-3-.. |  | 3 (3.4) | 0.00 | 2.2 | 14 | 0.33 | | 1000 | -06 | -07 | | 87 |
| FN2030B-4-.. |  | 4 (4.5) | 0.00 | 2.9 | 14 | 0.33 | | 1000 | -06 | -07 | | 92 |
| FN2030B-6-.. |  | 6 (6.7) | 0.00 | 3.2 | 8 | 0.47 | | 680 | -06 | -07 | | 100 |
| FN2030B-8-.. |  | 8 (8.9) | 0.00 | 3.1 | 8 | 0.47 | | 680 | -06 | -07 | | 170 |
| FN2030B-10-.. |  | 10 (11.2) | 0.00 | 5.3 | 8.45 | 0.47 | | 680 | -06 | -07 | | 196 |
| FN2030B-12-.. |  | 12 (13.4) | 0.00 | 7.6 | 4 | 1.0 | | 330 | -06 | -07 | | 185 |
| FN2030B-16-.. |  | 16 (17.9) | 0.00 | 6.1 | 4 | 1.0 | | 330 | -06 | -07 | -08 | 225 |
| FN2030B-20-.. |  | 20 (22.4) | 0.00 | 4.6 | 4 | 1.0 | | 330 | -06 | | -08 | 285 |
| FN2030B-30-08 |  | 30 (33.5) | 0.00 | 6.0 | 2 | 1.0 | | 330 | | | -08 | 326 |
| Enhanced performance | | | | | | | | | | | | |
| FN2030N1-1-06 |  | 1 (1.1) | 5.34 (3.08) | 0.9 | 20 | 0.22 | 68 | 1000 | -06 | | | 65 |
| FN2030M-3-06 |  | 3 (3.4) | 3.69 (2.28) | 2.2 | 14 | 0.33 | 47 | 1000 | -06 | | | 110 |
| FN2030M-4-06 |  | 4 (4.5) | 3.69 (2.28) | 2.9 | 14 | 0.33 | 47 | 1000 | -06 | | | 110 |
| FN2030M-6-06 |  | 6 (6.7) | 3.69 (2.28) | 3.2 | 8 | 0.47 | 47 | 680 | -06 | | | 120 |
| FN2030N1-8-06 |  | 8 (8.9) | 5.34 (3.08) | 3.1 | 8 | 0.47 | 68 | 3680 | -06 | | | 200 |
| FN2030N1-10-06 |  | 10 (11.2) | 5.34 (3.08) | 5.3 | 8 | 0.47 | 68 | 680 | -06 | | | 200 |
| FN2030N1-12-06 |  | 12 (13.4) | 5.34 (3.08) | 7.6 | 4 | 1.0 | 68 | 330 | -06 | | | 210 |
| FN2030M-16-.. |  | 16 (17.9) | 3.69 (2.28) | 6.1 | 4 | 1.0 | 47 | 330 | -06 | | -08 | 265 |
| FN2030M-20-.. |  | 20 (22.4) | 3.69 (2.28) | 4.6 | 4 | 1.0 | 47 | 330 | -06 | | -08 | 326 |
| FN2030M-30-08 |  | 30 (33.5) | 3.69 (2.28) | 6.0 | 2 | 1.0 | 47 | 330 | | | -08 | 346 |

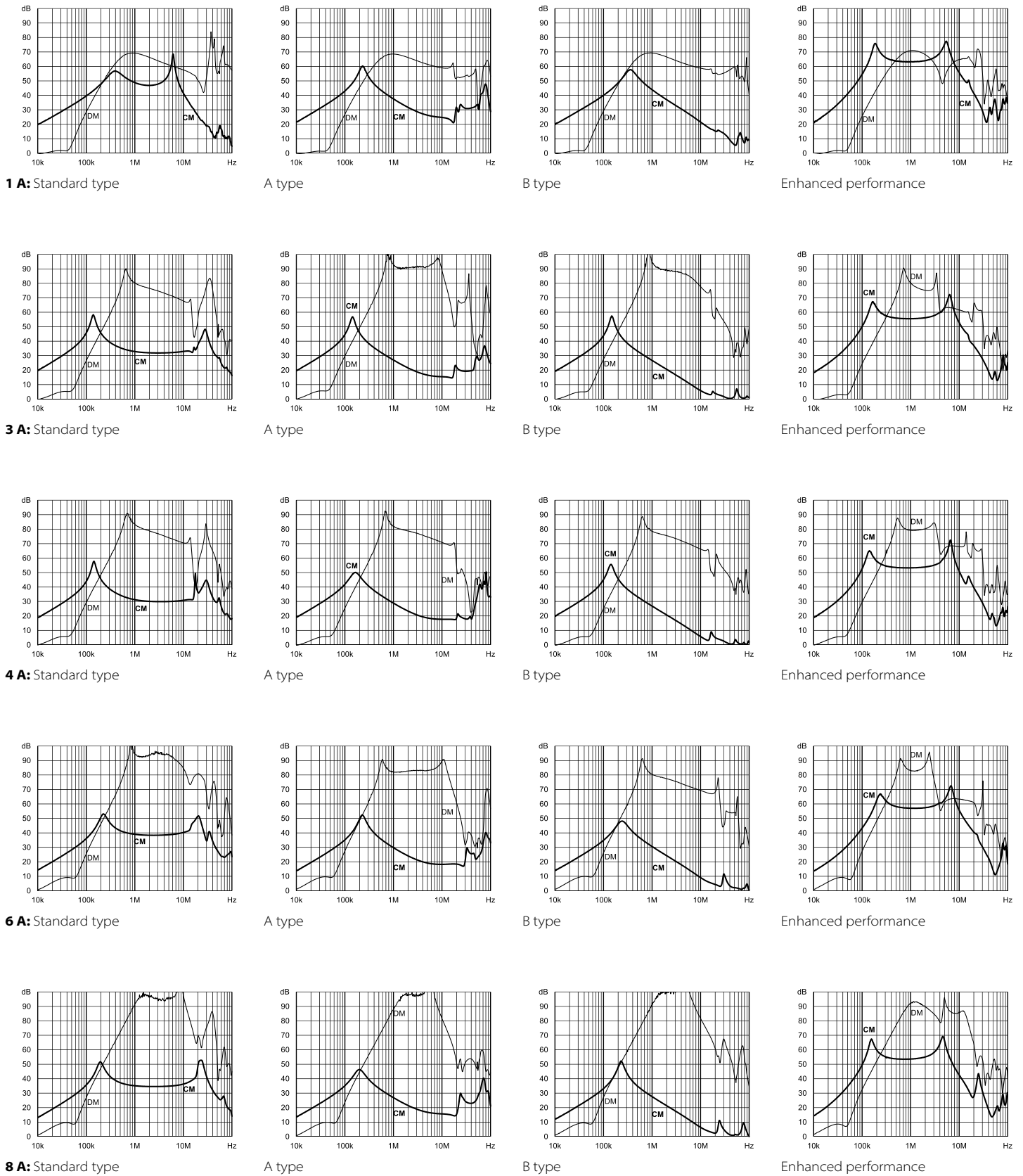
* To compile a complete part number, please replace the -.. with the required I/O connection style. For surge pulse protection, please add Z (e.g. FN 2030Z-10-06, FN 2030BZ-20-08).

** Maximum leakage under usual AC operating conditions (acc. IEC60939-3). Note: if the neutral line is interrupted, worst case leakage could reach twice this level.

*** Tolerances apply: Inductance: -30/+50%, Capacitance: ±20%, Resistance: ±10%

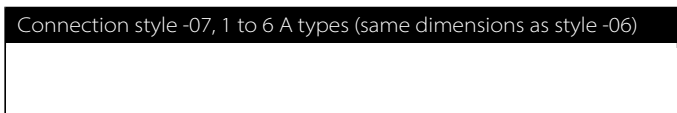

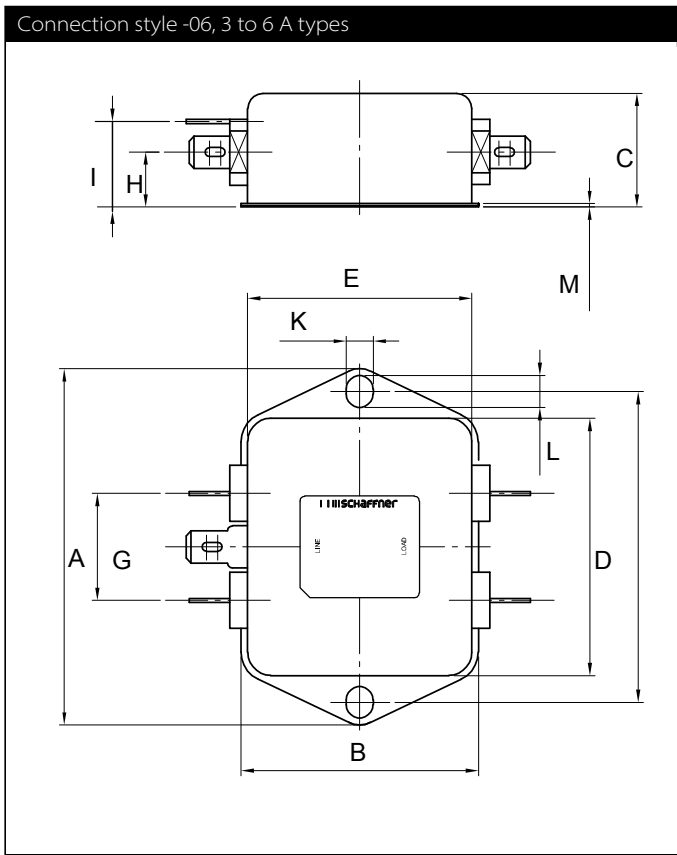
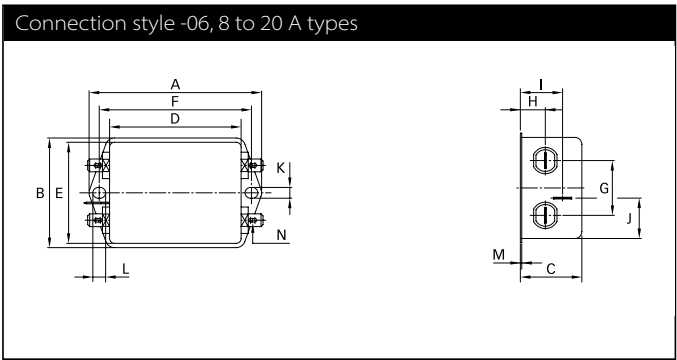
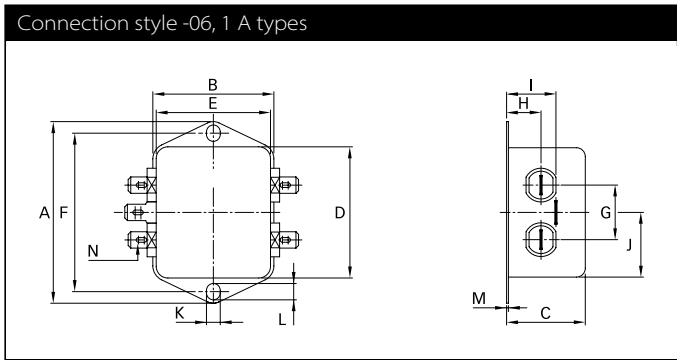
Typical filter attenuation

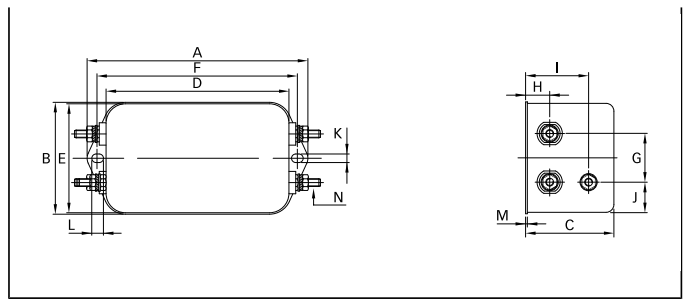
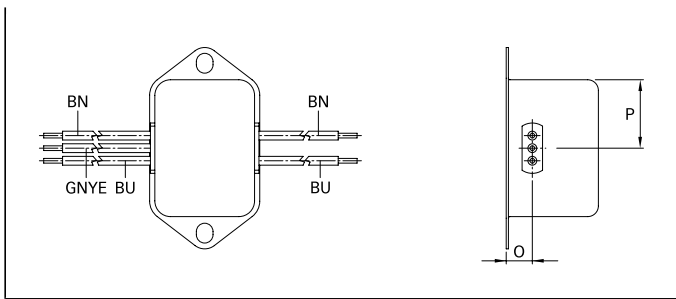
Per CISPR 17; CM=50 Ω/50 Ω sym; DM=50 Ω/50 Ω asym



| Product selector | | |
|------------------|---------|---------------------------------------|
| | 06 | Faston 6.3 × 0.8 mm (spade/soldering) |
| | 07 | Wire leads |
| | 08 | Studs (M4 screws) |
| | 1 to 60 | Rated current |
| | Blank | Standard version |
| | Z | With surge protection |
| | Blank | Standard version |
| | A | Safety version |
| | B | Medical version |
| | N1/M | High performance version |

Mechanical data





Dimensions

| | 1 A | 3 A | 4 A | 6 A | 8 A | 10 A | 12 A | 16 A | 20 A | 30 A | Tolerances |
|--------------------------------|-----------|-----------|-----------|-----------|-----------|-----------|-----------|-----------|-----------|-----------|------------|
| A | 64 | 71 | 71 | 71 | 85 | 85 | 85 | 85 | 85 | 85 | ±0.5 |
| B | 35 | 46.6 | 46.6 | 46.6 | 54 | 54 | 54 | 54 | 54 | 54 | ±0.5 |
| C | 24.3 | 22.3 | 22.3 | 22.3 | 30.3 | 30.3 | 30.3 | 40.3 | 40.3 | 40.3 | ±0.5 |
| D | 43.5 | 50.5 | 50.5 | 50.5 | 64.8 | 64.8 | 64.8 | 64.8 | 64.8 | 64.8 | ±0.5 |
| E | 32.5 | 44.5 | 44.5 | 44.5 | 49.8 | 49.8 | 49.8 | 49.8 | 49.8 | 49.8 | ±0.5 |
| F | 54 | 61 | 61 | 61 | 75 | 75 | 75 | 75 | 75 | 75 | ±0.3 |
| G | 21 | 21 | 21 | 21 | 27 | 27 | 27 | 27 | 27 | 27 | ±0.2 |
| H | 9.3 | 10.8 | 10.8 | 10.8 | 12.3 | 12.3 | 12.3 | 12.3 | 12.3 | 12.3 | ±0.5 |
| I | 15.3 | 16.8 | 16.8 | 16.8 | 20.8 | 20.8 | 20.8 | 29.8 | 29.8 | 29.8 | ±0.5 |
| J | 21.8 | 25.25 | 25.25 | 25.25 | 19.9 | 19.9 | 19.9 | 11.4 | 11.4 | 11.4 | ±0.5 |
| K | 5.3 | 5.3 | 5.3 | 5.3 | 5.3 | 5.3 | 5.3 | 5.3 | 5.3 | 5.3 | |
| L | 6.3 | 6.3 | 6.3 | 6.3 | 6.3 | 6.3 | 6.3 | 6.3 | 6.3 | 6.3 | |
| M | 0.7 | 0.7 | 0.7 | 0.7 | 0.7 | 0.7 | 0.7 | 0.7 | 0.7 | 0.7 | |
| Connection style -06 | | | | | | | | | | | |
| N | 6.3 x 0.8 | 6.3 x 0.8 | 6.3 x 0.8 | 6.3 x 0.8 | 6.3 x 0.8 | 6.3 x 0.8 | 6.3 x 0.8 | 6.3 x 0.8 | 6.3 x 0.8 | 6.3 x 0.8 | |
| Connection style -07 | | | | | | | | | | | |
| O | 8.3 | 8.3 | 8.3 | 8.3 | 8.3 | 8.3 | 8.3 | 8.3 | 8.3 | | ±0.5 |
| P | 21.8 | 14 | 14 | 14 | 14.9 | 14.9 | 14.9 | 14.9 | | | ±0.5 |
| AWG type wire | AWG 20 | AWG 20 | AWG 20 | AWG 18 | AWG 18 | AWG 18 | AWG 16 | AWG 16 | | | |
| Wire length | 140 | 140 | 140 | 140 | 140 | 140 | 140 | 140 | | | +5 |
| Connection style -08 | | | | | | | | | | | |
| N | | | | | | | | M4 | M4 | M4 | |
| Recommended torque (Nm) | | | | | | | | 1.2 - 1.3 | 1.2 - 1.3 | 1.2 - 1.3 | |
| Earth terminal | | | | | | | | 1.5 - 1.7 | 1.5 - 1.7 | 1.5 - 1.7 | |

All dimensions in mm; 1 inch = 25.4 mm
Tolerances according: ISO 2768-m/EN 22768-m



Headquarters, global innovation and development

Switzerland

Schaffner Group

Industrie Nord
Nordstrasse 11e
4542 Luterbach
T +41 32 681 66 26
info@schaffner.com



Sales and application centers

China

Schaffner EMC Ltd. Shanghai

T20-3 C, No 565 Chuangye Road,
Pudong district
201201 Shanghai
T +86 21 3813 9500
cschina@schaffner.com
www.schaffner.com.cn

Finland

Schaffner Oy

Sauvonrinne 19 H
08500 Lohja
T +358 50 468 7284
finlandsales@schaffner.com

France

Schaffner EMC S.A.S.

16-20 Rue Louis Rameau
95875 Bezons
T +33 1 34 34 30 60
F +33 1 39 47 02 28
francesales@schaffner.com

Germany

Schaffner Deutschland GmbH

Schoemperlenstrasse 12B
76185 Karlsruhe
T +49 721 56910
germanysales@schaffner.com

India

Schaffner India Pvt. Ltd

REGUS WORLD TRADE CENTRE
WTC, 22nd Floor Unit No 2238, Brigade
Gateway Campus, 26/1, Dr. Rajkumar Road
Malleshwaram (W)
560055 Bangalore
T +91 80 67935355
indiasales@schaffner.com

Italy

Schaffner EMC S.r.l.

Via Ticino, 30
20900 Monza (MB)
T +39 039 21 41 070
italysales@schaffner.com

Japan

Schaffner EMC K.K.

Taiju-Seimei Sangenjaya Bldg.
1-32-12, Kamiyuma, Setagaya-ku
154-0011 Tokyo
T +81 3 5712 3650
F +81 3 5712 3651
japansales@schaffner.com
www.schaffner.jp

Singapore

Schaffner EMC Pte Ltd.

#05-09, Kg Ubi Ind. Estate
408705 Singapore
T +65 6377 3283
F +65 6377 3281
singaporesales@schaffner.com

Spain

Schaffner EMC España

Calle Caléndula 93, Miniparc III, Edificio E
El Soto de Moraleja, Alcobendas
28109 Madrid
T +34 917 912 900
F +34 917 912 901
spainsales@schaffner.com

Sweden

Schaffner EMC AB

Östermalmstorg 1
114 42 Stockholm
T +46 8 5050 2425
swedensales@schaffner.com
www.schaffner.com

Switzerland

Schaffner EMV AG

Industrie Nord
Nordstrasse 11e
4542 Luterbach
T +41 32 681 66 88
T +41 32 681 66 26
switzerlandsales@schaffner.com

Taiwan

Schaffner EMV Ltd.

20 Floor-2, No 97, Section 1, XinTai 5th Road
22175 XiZhi District New Taipei City 22175
T +886 2 2697 5500
F +886 2 2697 5533
taiwansales@schaffner.com
www.schaffner.com.tw

Thailand

Schaffner EMC Co. Ltd.

Northern Region Industrial Estate
67 Moo 4 Tambon Ban Klang
Amphur Muangng P.O. Box 14
51000 Lamphun
T +66 53 58 11 04
F +66 53 58 10 19
thailandsales@schaffner.com

United Kingdom

Schaffner Ltd.

1, Oakmede Place
Binfield
RG42 4JF Berkshire
T +44 118 9770070
F +44 118 9792969
uksales@schaffner.com

USA

Schaffner EMC Inc.

52 Mayfield Avenue
Edison, New Jersey
T +1 732 225 9533
F +1 732 225 4789
usasales@schaffner.com
www.schaffnerusa.com

To find your local partner within Schaffner's global network: www.schaffner.com

© 2021 Schaffner Group

The content of this document has been carefully checked and understood. However, neither Schaffner nor its subsidiaries assume any liability whatsoever for any errors or inaccuracies of this document and the consequences thereof. Published specifications are subject to change without notice. Product suitability for any area of application must ultimately be determined by the customer. In all cases, products must never be operated outside their published specifications. Schaffner does not guarantee the availability of all published products. This disclaimer shall be governed by substantive Swiss law and resulting disputes shall be settled by the courts at the place of business of Schaffner Holding AG. Latest publications and a complete disclaimer can be downloaded from the Schaffner website. All trademarks recognized.